



**CARBORUNDUM
UNIVERSAL LIMITED**



CUMI

POWER TOOLS

2020-21

Professional Tools



COMPLETE PRODUCT RANGE



CPTC 110-1350W

Tile Cutter



CTC 125 SG

Tile Cutter



CTC 150

Tile Cutter



CTC 110 Plus

Tile Cutter



CAG 4-600

Angle Grinder



CPAG 4-720W RS

Angle Grinder



CPAG 4-850W RS

Angle Grinder




CPAG 4-1200W

Angle Grinder




CPAG 5-1200W RS

Angle Grinder




CPAG 7-2200W

Angle Grinder



CAG 180 Elite

Angle Grinder



CAG 230 Elite

Angle Grinder



CPID 013 - 710W FRVS

Impact Drill




CHD 020

Hammer Drill



CHD 026 N

Hammer Drill



CCH 08

Chipping Hammer




CSD 010

Screw Driver



CPDG 6-550W

Die Grinder




CSG 150

Straight Grinder



CWS 190 E

Circular Saw



CCM 355 E

Chop Saw



Professional Tool

TILE CUTTERS

Professional



Tile Cutter 110 mm **CPTC 110-1350W**

Power Input	1350 Watts
Speed (No Load)	13500 RPM
Bore Diameter	20 mm
Diameter of Blade	110 mm
Cutting Depth	34 mm
Weight	2.9 kg



Tile Cutter 125 mm **CTC 125 SG**

Power Input	1350 Watts
Speed (No Load)	12000 RPM
Bore Diameter	20 mm
Diameter of Blade	125 mm
Cutting Depth	38 mm
Weight	2.9 kg

Heavy duty stone cutting

Medium & Light duty
Stone cutting



Tile Cutter 150 mm **CTC 150**

Power Input	1050 Watts
Speed (No Load)	7500 RPM
Bore Diameter	20 mm
Diameter of Blade	150 mm
Cutting Depth	42 mm
Weight	3.1 kg



Tile Cutter 110 mm **CTC 110 Plus**

Power Input	1050 Watts
Speed (No Load)	12000 RPM
Bore Diameter	20 mm
Diameter of Blade	110 mm & 125 mm
Cutting Depth	34 mm
Weight	2.8 kg

Stone & Wood

Wood & Ply wood



CUMI PROFESSIONAL TILE CUTTER

CPTC 110-1350W

**Cutting
Made
Easy**




Professional Tool

Tile Cutter 110 mm

CPTC 110-1350 W

Power Input	1350 Watts
Speed (No Load)	13500 RPM
Bore Diameter	20 mm
Diameter of Blade	110 mm
Cutting Depth	34 mm
Weight	2.9 kg

Features , Benefits , Advantages




Cuts hard granite upto 1" thickness in on pass. Saves on labour and earn more.



Multiple shapes with just one machine. No extra machine required Saves more money



2X less services required - saves time and money on maintenance.



Perfect gear match - low noise & higher machine life. Saves more money.



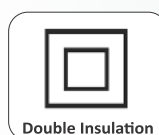
Non-stop pain free working. Earn more and finisher work fast.




Compact tool for less operator fatigue.




Lock on button for one hand control.




Shock proof and value user's life.



Tile



Marble



Granite

Best value in class

ANGLE GRINDERS

Professional



Angle Grinder 100mm	CAG 4-600
Power Input	650 Watts
Speed (No Load)	11000 RPM
Bore Diameter	16 mm
Diameter of Wheel	100 mm
Spindle Thread	M 10
Weight	1.6 kg



Angle Grinder 100mm	CPAG 4-720W RS
Power Input	720 Watts
Speed (No Load)	12000 RPM
Bore Diameter	16 mm
Diameter of Wheel	100 mm
Spindle Thread	M 10
Weight	1.7 kg

Wood & Fabrication

Fabrication & Stone

Professional



Angle Grinder 100mm	CPAG 4-850W RS
Power Input	850 Watts
Speed (No Load)	11000 RPM
Bore Diameter	16 mm
Diameter of Wheel	100 mm
Spindle Thread	M 10
Weight	1.9 kg



Angle Grinder 100mm	CAPG 4 - 1200W
Power Input	1200 Watts
Speed (No Load)	11000 RPM
Bore Diameter	16 mm
Diameter of Wheel	100 mm
Spindle Thread	M 10
Weight	1.9 kg

Fabrication , Stone & Wall

Heavy Fabrication , Stone & wall

Professional



Angle Grinder 125mm	CPAG 5-1200W RS
Power Input	1200 Watts
Speed (No Load)	11000 RPM
Bore Diameter	22.23 mm
Diameter of Wheel	125 mm
Spindle Thread	M 14
Weight	2.2 kg



Angle Grinder 180mm	CPAG 7-2200W
Power Input	2200 Watts
Speed (No Load)	8500 RPM
Bore Diameter	22.23 mm
Diameter of Wheel	180 mm
Spindle Thread	M 14
Weight	5 kg

Heavy Fabrication , Stone & wall

Fabrication & Foundries

Professional



Angle Grinder 180mm	CAG 180 Elite
Power Input	2400 Watts
Speed (No Load)	8500 RPM
Bore Diameter	22.23 mm
Diameter of Wheel	180 mm
Spindle Thread	M 14
Weight	5.2 kg



Angle Grinder 230mm	CAG 230 Elite
Power Input	2400 Watts
Speed (No Load)	6500 RPM
Bore Diameter	22.23 mm
Diameter of Wheel	230 mm
Spindle Thread	M 14
Weight	5.4 kg

Heavy Fabrication , Stone & Foundries

Fabrication & Foundries

Professional

CUMI PROFESSIONAL ANGLE GRINDER

CPAG 4-720W RS

**Grinding
Cutting
Made
Easy**



Professional Tool

Angle Grinder 100mm

CPAG 4-720W RS

Power Input	720 Watts
Speed (No Load)	12000 RPM
Bore Diameter	16 mm
Diameter of Wheel	100 mm
Spindle Thread	M 10
Weight	1.7 kg

Features , Benefits , Advantages



Robust and powerful motor to cut and grind on metal , stone, wood polishing. Saves on labor time and earns more.



Efficient motor with 25% increased torque for tough grinding and cutting without increase in heating.



Made of 220deg pure copper. Good conductivity and less cost of service.



Innovative vent design ensures good internal air flow , prevents entry of dust and debris and Protects parts from dust, and damage Prolongs life of parts and saves money.




Slim body for ease of handling Less operator fatigue and finishes work fast.





Allows usage in the tight and narrow areas Brings in flexibility.



Smooth transfer of power and 2X less service required. Saves time and money on maintenance.



Perfect match of gears, Low noise and prolonged machine life Reduced cost of maintenance and service.



METAL GRINDING METAL CUTTING

Best value in class

CUMI PROFESSIONAL ANGLE GRINDER

CPAG 4-850W RS

**Grinding
Cutting
Made
Easy**




Professional Tool

Angle Grinder 100mm

CPAG 4-850W RS

Power Input	850 Watts
Speed (No Load)	11000 RPM
Bore Diameter	16 mm
Diameter of Wheel	100 mm
Spindle Thread	M 10
Weight	1.9 kg

Features , Benefits , Advantages



Cuts and grinds hard steels and walls.
Saves on labor and earn more.




Compact tool and less operator fatigue.



Good internal air flow and protects parts from dust, wear and damage, prolongs life of parts and saves money.



Small circumference barrel grip for easy handling – Earn more and finishes work fast.




Allows usage in the tight and narrow areas, brings in flexibility to grind.




2X less service required - saves time and money on maintenance.



Perfect gear match - low noise & prolonged machine life. Money is saved.




Shock proof - we value your life.




METAL GRINDING



METAL CUTTING



BRICK WALL



CONCRETE WALL

Best value in class

CUMI PROFESSIONAL ANGLE GRINDER

CPAG 4-1200W

**Grinding
Cutting
Made
Easy**




Professional Tool

Angle Grinder 100mm

CAPG 4 - 1200W

Power Input	1200 Watts
Speed (No Load)	11000 RPM
Bore Diameter	16 mm
Diameter of Wheel	100 mm
Spindle Thread	M 10
Weight	1.9 kg

Features , Benefits , Advantages




Cuts and grinds hard steels and walls.
Saves on labor and earn more.



Compact tool and less operator fatigue.



Good internal air flow and protects parts from dust, wear and damage, prolongs life of parts and saves money.



Small circumference barrel grip for easy handling – Earn more and finishes work fast.



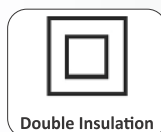
Allows usage in the tight and narrow areas, brings in flexibility to grind.




2X less service required - saves time and money on maintenance.




Perfect gear match - low noise & prolonged machine life. Money is saved.




Shock proof - we value your life.



METAL GRINDING



METAL CUTTING



BRICK WALL



CONCRETE WALL

Best value in class

CUMI PROFESSIONAL ANGLE GRINDER

CPAG 5-1200W RS

**Grinding
Cutting
Made
Easy**



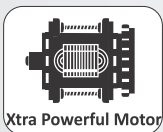
Professional Tool

Angle Grinder 125mm

CPAG 5-1200W RS

Power Input	1200 Watts
Speed (No Load)	11000 RPM
Bore Diameter	22.23 mm
Diameter of Wheel	125 mm
Spindle Thread	M 14
Weight	2.2 kg

Features , Benefits , Advantages



Cuts and grinds hard steels and walls.
Saves on labor and earn more.



Compact tool and less operator fatigue.



Good internal air flow and protects parts from dust, wear and damage, prolongs life of parts and saves money.



Small circumference barrel grip for easy handling – Earn more and finishes work fast.



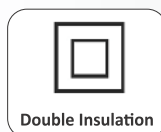
Allows usage in the tight and narrow areas, brings in flexibility to grind.




2X less service required - saves time and money on maintenance.




Perfect gear match - low noise & prolonged machine life. Money is saved.




Shock proof - we value your life.




METAL GRINDING



METAL CUTTING



BRICK WALL



CONCRETE WALL

Best value in class

CUMI PROFESSIONAL ANGLE GRINDER

CPAG 7-2200W

**Grinding
Cutting
Made
Easy**



Professional Tool

Angle Grinder 180mm

CPAG 7-2200W

Power Input	2200 Watts
Speed (No Load)	8500 RPM
Bore Diameter	22.23 mm
Diameter of Wheel	180 mm
Spindle Thread	M14
Weight	5 kg

Features , Benefits , Advantages



Versatile tool

Powerful grinder engineered for applications in medium and heavy engineering, stone and construction. Multi purpose tool and best in class.



Air inlet design ensures good internal air flow, prevents entry of dust and debris and Protects parts from dust, and damage. Prolongs life of parts and saves money.



Xtra Powerful Motor

Robust and powerful motor, cuts and grinds on metal, stone. Productive and saves on labor time, earns more.




Perfect gear match for smoother rotation and high efficient transfer of energy. Reduced cost of maintenance and service.



Compact Tool Design

Ergonomically designed and lighter in weight. Ease of handling and less operator fatigue.



SOFT GRIP


The ergonomic rubber coated handle along with triple control switch provides ease of operation. Ease of holding and less operator fatigue.




Positioned to suit most cutting and grinding operations (90 degree left / right). Flexible to operate and finishes work faster.



Double sealed bearings, Smooth transfer of power and 2X less service required. Reduced cost of maintenance and service.



METAL GRINDING



METAL CUTTING



STONE CUTTING

Best value in class

CUMI PROFESSIONAL ANGLE GRINDER

CAG 180 ELITE

**Grinding
Cutting
Made
Easy**




Professional Tool

Angle Grinder 180mm

CAG 180 ELITE

Power Input	2400 Watts
Speed (No Load)	8500 RPM
Bore Diameter	22.23 mm
Diameter of Wheel	180 mm
Spindle Thread	M 14
Weight	5.2 kg

Features , Benefits , Advantages



Versatile tool

Powerful grinder engineered for applications in medium and heavy engineering, stone and construction. Multi purpose tool and best in class.



Air inlet design ensures good internal air flow, prevents entry of dust and debris and Protects parts from dust, and damage. Prolongs life of parts and saves money.



Robust and powerful motor to cut and grind on metal , stone, wood polishing. Saves on labor time and earns more.



Perfect gear match for smoother rotation and high efficient transfer of energy. Reduced cost of maintenance and service.



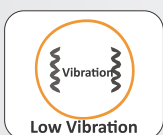
Compact Tool Design

Ergonomically designed and lighter in weight. Ease of handling and less operator fatigue.



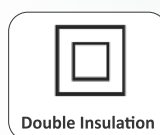
Triple control

Provides ease of operation and safety less operator fatigue and prevent from accidents




Low Vibration

Less operator fatigue and makes it possible to achieve higher material removal rate or better surface finish in the machined piece Productive and saves on labor time and energy, earns more.




Double Insulation

Protects user from shock value user's life



METAL GRINDING



METAL CUTTING



STONE CUTTING

Best value in class

CUMI PROFESSIONAL ANGLE GRINDER

CAG 230 ELITE

**Grinding
Cutting
Made
Easy**




Professional Tool

Angle Grinder 180mm

CAG 230 ELITE

Power Input	2400 Watts
Speed (No Load)	6500 RPM
Bore Diameter	22.23 mm
Diameter of Wheel	230 mm
Spindle Thread	M 14
Weight	5.4 kg

Features , Benefits , Advantages



Versatile tool

Powerful grinder engineered for applications in medium and heavy engineering, stone and construction. Multi purpose tool and best in class.



Robust and powerful motor to cut and grind on metal , stone, wood polishing. Saves on labor time and earns more.



Compact Tool Design

Ergonomically designed and lighter in weight. Ease of handling and less operator fatigue.



Low Vibration

Less operator fatigue and makes it possible to achieve higher material removal rate or better surface finish in the machined piece. Productive and saves on labor time and energy, earns more.



Dust proof air inlet design

Air inlet design ensures good internal air flow, prevents entry of dust and debris and protects parts from dust, and damage. Prolongs life of parts and saves money.

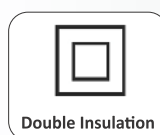


Perfect gear match for smoother rotation and high efficient transfer of energy. Reduced cost of maintenance and service.




Triple control

Provides ease of operation and safety less operator fatigue and prevent from accidents




Double Insulation

Protects user from shock value user's life



METAL GRINDING



METAL CUTTING



STONE CUTTING

Best value in class

IMPACT DRILL, ROTARY & CHIPPING HAMMERS, SCREW DRIVER



Professional



Impact Drill 13 mm	CPID 013 - 710W FRVS
Power Input	710 Watts
Speed (No Load)	0 - 2800 RPM
Max. Drill Diameter	
- Masonry	13 mm
- Steel	13 mm
- Wood	25 mm
Max. Impact Rate	44,000 bpm
Spindle Thread	1.2" - 20 UNF
Weight	1.9 kg



Screw Driver 10 mm	CSD 010
Power Input	280 Watts
Speed (No Load)	0 - 800 RPM
Max. Drill Diameter	10 mm
Chuck Type	Keyless
Torque	0 - 12.5 Nm
Weight	1.2 kg



Rotary Hammer 20mm	CHD 020
Power Input	600 Watts
Speed (No Load)	0 - 850 RPM
Max. Drill Diameter	
- Concrete	20 mm
- Steel	10 mm
- Wood	20 mm
Max. Impact Rate	3900 bpm
Bit Retainer	SDS Plus
Weight	2.9 kg



Rotary Hammer 26mm	CHD 026 N
Power Input	800 Watts
Speed (No Load)	900 RPM
Max. Drill Diameter	
- Concrete	26 mm
- Steel	13 mm
- Wood	40z mm
Max. Impact Rate	4000 bpm
Bit Retainer	SDS Plus
Weight	3.2 kg



Chipping Hammer 6 kg	CCH 08
Power Input	1000 Watts
Impact Rate	2900 bpm
Max. Impact Energy	8.5 J
Bit Retainer	17 mm HEX Shank
Weight	6.5 kg



CUMI PROFESSIONAL IMPACT DRILL

CPID 013-710W FRVS

**DRILLING
MADE
EASY**



Professional Tool


Free
CB Set

Impact Drill 13 mm

CPID 013 - 710W FRVS

Power Input	710 Watts
Speed (No Load)	0 - 2800 RPM
Max. Drill Diameter	
- Masonry	13 mm
- Steel	13 mm
- Wood	25 mm
Max. Impact Rate	44,000 bpm
Spindle Thread	1.2" - 20 UNF
Weight	1.9 kg

Features , Benefits , Advantages



Robust and powerful motor to pierce on metal, stone, wood and plastics. Saves on labor time and earns more.




Clock wise and anti clock wise rotation for inserting and removing screws. Saves money and time as a multi purpose tool.



Convenient for single hand operation and usage. Light in weight and easy to handle.



Provides anti slip and comfortable grip for users. Ease of handling and finishes work faster.



Precise speed adjustment with trigger type switch control. Prevents any damage of surfaces during operation.




Withstands shock and impact during operation. Reduced cost of maintenance and service.




Pre set speed selection and adjustment to suit different work materials and optimised speed for drilling.



Smooth transfer of power and 2X less service required reduced cost of maintenance and service



STEEL DRILLING



WALL DRILLING



WOOD DRILLING

Best value in class

DIE & STRAIGHT GRINDER, CHOP SAW, CIRCULAR SAW

Professional



Die Grinder 6 mm

CPDG 6-550 W

Power Input	550 Watts
Speed (No Load)	27000 RPM
Diameter of Wheel	25 mm max
Spindle Diameter	6 mm
Weight	1.7 kg



Straight Grinder 150mm

CSG 150

Power Input	950 Watts
Speed (No Load)	5000 RPM
Diameter of Wheel	150 mm
Spindle Diameter	13 mm
Weight	4.8 kg

Professional



Chop Saw

CCM 355 E

Power Input	2300 Watts
Speed (No Load)	3800 RPM
Diameter of wheel	355 mm
Bore Diameter	25.4
Max. Cutting Size	
-Bar Steel	25 mm
-Pipe	100 mm
-Shaped Steel	95 X 110 mm
Size of Base Plate	470 X 280 mm
Weight	16.5 Kg



Circular Saw

CWS 190 E

Power Input	1200 Watts
Speed (No Load)	4500 RPM
Diameter of Wheel	190 mm
Max. Cutting Depth	62 mm @ 90° 46 mm @ 45°
Weight	5.3 kg



CUMI PROFESSIONAL DIE GRINDER

CPDG 6-550 W

**GRINDING
POLISHING
MADE
EASY**



Professional Tool

**Free
CB Set**

Die Grinder 6 mm

CPDG 6-550 W

Power Input

550 Watts

Speed (No Load)

27000 RPM

Diameter of Wheel

25 mm max

Spindle Diameter

6 mm

Weight

1.7 kg

Features , Benefits , Advantages



Reliable motor

Application in wood/ metal/ stone/ ceramic for polishing, grinding, carving, shaping, deburs and grinds sharp edges and weldment.



Air outlet for clean surfaces

Air stream through exhasut drives dust away from operation zone result in smooth grinding and finish.



Durable tool

Robust in performance and prolongs tool life.



ON / OFF
Toggle switch

Convenient and accessible for ease of operation
Prevent accidents and surface damages.



Small circumference
in grip

Convenient to hold and finishes work fast.



Protective
epoxy coating

Prevents stator from entry of dust, debris and mechanical damage and Improves motor life.




Anti-Slip rubber
grip

Easy of handling and isolates heat while handling.
Easy of grinding maneuverability.




Double insulation

Protects user from shock and value user's life.



METAL POLISHING



METAL GRINDING



STONE CARVING

Best value in class

BRANCH OFFICES

Location	Contact
HYDERABAD	7702143425
CHENNAI	9538655811
KOLKATA	9830701769
LUDHIANA	9876002502
AHMEDABAD	9898252528
DELHI	9599904331
VIJAYAWADA	9849676406
KOLKATA	9836027171
COCHIN	9946353472
UTHARANCHAL	9818607853
BANGALORE	9818664416
MUMBAI	7738389990



CARBORUNDUM UNIVERSAL LIMITED

Parry House, 3rd Floor, 43, Moore Street, Chennai - 600 001, India.
Tel: +91 44 3000 6131, Email: powertools@cumi.murugappa.com

Toll Free Number : 1800 3000 1131

www.cumiabrasives.com

